

GATOR UTILITY VEHICLES



JOHN DEERE

NOTHING RUNS LIKE A DEERE

CONTENTS





Gators do more	4 – 5
Delivering Quality	6 – 9
All-round Support	10 – 13

WORK UTILITY VEHICLES

Outstanding Features	16 – 17
Gator TS	18 – 19
Gator TX & TX Turf	20 – 21
Gator TE	22 – 23
Gator TH 6x4	24 – 25
Gator HPX815E	26 – 27
ProGator	28 – 29

CROSS-OVER VEHICLES

Outstanding Features	32 – 35
Gator XUV560E	36 – 37
Gator XUV590M	38 – 39
Gator XUV590M S4	40 – 41
Gator XUV855M	42 – 43
Gator XUV855M S4	44 – 45
Gator XUV835M	46 – 51
Gator XUV865M	46 – 51

ATTACHMENTS	52 – 67
--------------------------	---------

PRODUCT SPECIFICATIONS	68 – 71
-------------------------------------	---------

DO MORE – WITH A GATOR

When every day's different and each one is full, choose a versatile partner that works as hard as you do. Whatever your field, whatever you need, our Gators have you covered.





Explore fascinating multimedia portraits of real-life Gator owners and their worlds at:

GATOR.JOHNDEERE.COM

DELIVERING QUALITY



At the John Deere Horicon Works in Wisconsin USA, a brand new facility gives workers full control over the quality of the Gator utility vehicles they build and ship to discerning customers around the world.



A mobile robot called OTTO recharges at a docking station. OTTOs ferry components around the assembly line constantly to keep production smooth.

When you care about quality as much as the people who build our Gator utility vehicles, it's only natural to want to do everything yourself. Following a major expansion at our John Deere Horicon Works, our skilled staff can do just that! The new 125,000 m² facility combines assembly and shipping operations under a single roof for the first time, giving employees full control over both processes.

"This expansion makes a real difference to the way we work," smiles factory manager Steve Johnson. "Now we can put each Gator on our assembly line and keep it there until it's built just the way the dealer ordered, and ready for shipment worldwide."

The new facility – the first major expansion in Horicon in more than thirty years – is a logical response to the growing global demand for Gators. By combining two separate operations, it streamlines the entire delivery process and gives our skilled shop floor the opportunity to make sure everything is just so.

***"THE NEW EXTENSION HAS
PLENTY OF HEADROOM
FOR THE NEXT 10 TO 15
YEARS, SO WE'RE GOOD
FOR A WHILE."***

STEVE JOHNSON,
FACTORY MANAGER



A traditional (T-) Series frame and drive train are placed on assembly line. They will leave the line as fully-assembled T-Series Gator.

***"I SPEND AROUND 40 PERCENT OF MY
TIME ON THE SHOP FLOOR BECAUSE
THAT'S WHERE THE QUALITY
HAPPENS."***

STEVE JOHNSON,
FACTORY MANAGER

Improved ergonomics are a key benefit of the new line. Here, two assemblers use a Lift Assist Manipulator to position an Operators Protective Structure (OPS) for mounting.



Assembler Dick Marschke checks a Gator's fluid levels. All fluid dispensing is computer monitored, and is calibrated for each specific model.



Done! Assemblers Mike Bednar and Craig Miller tighten the OPS down onto the Gator frame.



If that sounds like management jargon, it's because many big companies have imported a similar approach in recent years, often from Japanese manufacturers. The difference in Horicon is that here, the strategy has been growing organically for 156 years and is hard-wired into the factory DNA. In fact, many people at Horicon are third- or even fourth generation John Deere employees. There is a real family spirit, and a sense of continuity that makes sure standards never slip over time. Put simply, nobody would ever accept a 'quick fix' or stopgap solution anyway because, as Steve Wryly observes, "they know they'd still be here when it came back to bite them."

In that sense, the new facility is the perfect upgrade for a team that insists on getting things right. But while everyone at Horicon is enthusiastic it's actually you, the customer, who will benefit most. Whatever the model, whatever the specs, you can rest assured that from now on, Steve and his colleagues will be covering all the angles to make sure your new Gator arrives quickly, punctually, and just the way you ordered it. ■



Build-to-order Gators waiting for shipment. For maximum flexibility, all different configurations can now be assembled on the two assembly lines in the new factory.



ALL-ROUND SUPPORT

From advice and sales to maintenance and repairs, your local John Deere partner has everything you need to keep your investment running like clockwork. Find your nearest John Deere dealer today at dealerlocator.deere.com





A GLOBAL COMMUNITY

The people at your local John Deere dealership are always there for you – with personal service you can rely on. As part of the John Deere community, they combine their own individual style with all the benefits of a strong global company.



TAILOR-MADE FINANCING

John Deere Financial has been helping customers grow their businesses for more than 150 years. Based on our unique understanding of your market and the challenges you face, we offer competitive, tailor-made financing for the machines you need to raise your game.

From hire purchase to leasing and rentals, your local John Deere dealer can help you choose the options that suit your business best. Why not drop in for a chat?



PowerGard

RELAX – YOU'RE COVERED

With a PowerGard maintenance and protection plan, you can rest assured that your machines will always be in peak condition and raring to go.



Maximum uptime,
minimum worries –
PowerGard leaves you
free to focus on your
business while we look
after your machines.

POWERGARD PACKAGES





FACTS, NOT GUESSWORK

Ever wished you could X-ray your machine to see how it's doing inside? Expert Check is the next best thing: a thorough diagnosis of all key components (including sensors, electronics and software) using up-to-the-minute, field-based checklists and tools that are exclusive to John Deere dealers. The result is a detailed report stating exactly where your machine stands, as well as what needs doing and when.

CLEAR PRICES

Based on this report, you can tell us exactly what work you want done. With transparent pricing and all-in packages for parts and labour, Expert Check takes the guesswork out of repairs and maintenance too.



SPARES AND REPAIRS



Even a John Deere needs repairs eventually. When the day comes, our dealers pull out all the stops to keep downtime to a minimum. With a state-of-the-art workshop and a fully trained technical team on hand, they can provide professional support being equipped with the latest updates directly from the factories. For smaller repairs you'd rather do yourself, they can supply everything you need overnight – even for older models.



WORK UTILITY VEHICLES



Looking for a capable partner that treads softly,
yet works as hard as you do?
Put a Gator on your team – and relax.



OUTSTANDING FEATURES

WORK UTILITY VEHICLES





HIGH FLOTATION TYRES

All T-Series Gator Utility Vehicles come with top quality high flotation tyres that let you work hard without damaging the turf. With their special tread pattern, they're equally suitable on hard or soft surfaces.

BRAKES

Every brake system is precisely matched to the vehicle load capacity. If you start with it in the back you can stop with it in the back.



INTUITIVE CONTROLS

Even if you've never driven a Gator before, you'll feel at home right away. All the controls are simple, clear... and right where you need them.



GATOR TS

CONSIDER IT DONE



TS

Petrol Engine
Displacement: 401 cc
Speed: 32 km/h
Rear Suspension: Two High-Flotation Tyres, Low Pressure Tyres (Solid Axle)
Towing Capacity: 408 kg
Cargo Capacity: 227 kg

- Comfortable Low Load Height
- Low Centre of Gravity



LOW LOAD HEIGHT

With a load height of just 63.5 cm, it's easy to make full use of the 227 kg cargo capacity.

RIDE IN STYLE

The smooth engine and intuitive controls make driving a pleasure.



GATOR TX & TX TURF

WORK HARD, TREAD SOFTLY





FLAT BED

Cargo box sides can be removed in minutes to convert the box to a flat bed.

ON ALL TX & TX TURF MODELS

- Rear Suspension:
Semi-Independent
Coil-Over-Shock
- Towing Capacity: 454 kg
- Cargo Capacity: 272 kg
- Low Centre of Gravity
- Deluxe Cargo Box
- All-Wheel Disc Brakes

TAILGATE

Pick-up style tailgate folds out to 90 degrees and down a full 150 degrees. The latch can be operated with just one hand.



TX

Petrol Engine
Displacement: 675 cc
Speed: 32 km/h

TX TURF

Petrol Engine
Displacement: 401 cc
Speed: 25 km/h

– Foot Pedal Start



CARGO BOX SIDE EXTENSION

Haul twice the amount of clippings and mulch by increasing cargo box side height and volume. Tailgate pivots at the top for dumping loose material.

GATOR TE

A ZERO-EMISSIONS GATOR
THAT JUST KEEPS GOING





TE

Electric Engine
Speed: 24 km/h
Rear Suspension: Two High-Flotation Tyres, Low Pressure Tyres (Solid Axle)
Towing Capacity: 273 kg
Cargo Capacity: 227 kg

- Super-Quiet Electric Operation
- Zero Emissions



WHISPER-QUIET ELECTRIC POWER

Thanks to eight high capacity batteries, the Gator TE can work hard for 7 – 8 hours between charges – all with zero emissions and practically no noise. Every unit comes with a built in, UL approved charger that automatically shuts off after reaching full charge.

HARD WORKER

Don't be deceived by the quiet exterior of the Gator TE Utility Vehicle. With solid, one-piece forged axles, a cast aluminium rear axle housing and a Deluxe Cargo Box, it's built for hard work in all conditions.



GATOR TH 6X4

TOW MORE THAN YOU THOUGHT





FULL POWER AHEAD

The powerful yet economical diesel engine makes the Gator TH 6x4 a speedy mover even when the going gets tough.

TH 6X4

Diesel Engine
Displacement: 854 cc
Speed: 32 km/h
4-Wheel Drive
Rear Suspension: Two High-Flotation Tyres, Low Pressure Tyres (Solid Axle)
Towing Capacity: 726 kg
Cargo Capacity: 508 kg

– Low Load Height



GOLF PRO

With six high-flotation wheels, the Gator TH 6x4 travels lightly over your valuable turf.



HEAVYWEIGHT CHAMPION

With a cargo capacity of 508 kg, the Gator TH 6x4 is the strongest workhorse in the T-Series family.

GATOR HPX815E

READY FOR WORK






SAFETY FIRST

Your safety is a top priority at all times. That's why the Gator HPX815E Utility Vehicle is fitted with a ROPS (Roll Over Protection Structure) canopy and comfortable automotive style 3-point seat belts as standard.

PILE IT ON

Heavy loads? No problem, thanks to a cargo capacity of 454 kg.



HIGH-STRENGTH HYDRO-FORMED STEEL FRAME

Our hydro-formed frames have fewer welded or bolted joints for maximum durability, plus high tolerances for twisting and heavy loads.

HPX815E

Diesel Engine
Displacement: 854 cc
Speed: 40 km/h
4-Wheel Drive
Rear Suspension: Coil-Over-Shock
Towing Capacity: 590 kg
Cargo Capacity: 454 kg

- 1** – High-Strength Hydro-Formed Steel Frame
- Standard Deluxe ROPS Canopy
- Road Homologation*

* Homologation type may vary by country. Please refer to your dealer.



STOP ON A SIXPENCE

Fully hydraulic brakes ensure first-class braking performance.

PROGATOR

THE CLUB PROFESSIONAL





GOOD TOP DRESSING IS HALF THE BATTLE

The TD100 Top Dresser features a seamless conveyor belt up to 538 litre capacity. What's more, the hopper is made of galvanised steel.

PROGATOR

Diesel Engine
Displacement: 1115 cc
Speed: 31 km/h
4-Wheel Drive, Optional
Rear Suspension: Dual Leaf Springs and Shocks
Towing Capacity: 680 kg
Cargo Capacity: 907 kg

- Tight Turning Radius
- Low Centre of Gravity
- 5-Speed Synchromesh Transmission

ROOM FOR MORE

With its massive 907 kg cargo capacity and low centre of gravity, the PROGATOR can take it – literally.



LET THE WATER FLOW!

That's no problem with the 750 litre capacity of the HD200 sprayer. And with a range of booms measuring 4.6 m, 5.5 m and 6.4 m, there's no shortage of choice, either!



A MASTER OF ITS CRAFT

The TC125 turf collection system helps you pick up the pace when collecting aeration cores, sand, grass clippings and leaves.

CROSS-OVER VEHICLES

A BREED APART



Experience the ride of your life in a Gator XUV! Off road or on, these working vehicles are exhilarating to drive – and fully equipped for safe, surefooted productivity.



OUTSTANDING FEATURES

CROSS-OVER VEHICLES

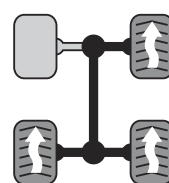


FULLY INDEPENDENT SUSPENSION

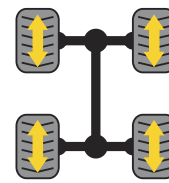
The suspension adjusts to suit your payload, and the front/rear travel sets new standards in comfort. A sway bar on the rear axle reduces body roll in extreme conditions.

TRUE ON-DEMAND 4WD

For consistent 2WD, set the dash-mounted electronic rocker switch to 'OFF'. For best-in-class 4WD performance, set it to 'ON'. This locks the front differential automatically whenever the rear wheels slip. Since rear wheel slip does not occur when going downhill or using the engine to brake, the front wheels do not engage in these circumstances.



Competition



XUV-Series

5 STEEL FRAME

Keep in shape! The robust steel frame is extremely resilient and provides all the stability you need.

6 DELUXE CARGO BOX

The Deluxe Cargo Box keeps your load safe and secure, even when the going gets rough.

AUTOMOTIVE-STYLE BRAKING SYSTEM

Powerful twin-piston hydraulic discs deliver in all conditions.

4

FULLY ENCLOSED CVT TRANSMISSION

Want more speed and comfort combined with even lower consumption? The two-range CVT transmission requires no shifting and delivers superior efficiency from low to high speed.

3



POWER STEERING

Power steering is standard on the XUV590M, XUV590M S4, XUV855M, XUV855M S4, XUV835M and XUV865M.



ROAD READY

All our XUVs are fully homologated and ready for use on public roads.



MODERN CAB

The cab on XUV835M and XUV865M models raises the bar in terms of comfort, space and storage.



GATOR XUV560E

YOUR RELIABLE JACK OF ALL TRADES





FULLY INDEPENDENT SUSPENSION

Sets the standard for comfort and provides superior terrain capability while maintaining traction through all conditions.

POLY DOORS (OPTIONAL)

For offroad use we offer poly doors that will protect you against bad weather conditions.

EASY DOES IT

The tailgate on our deluxe cargo box folds down 90° for easier, back-friendly loading and offloading.



XUV560E

Petrol Engine
Displacement: 570 cc
Speed: 45 km/h
4-Wheel Drive
Fully Independent Suspension
Towing Capacity: 499 kg
Cargo Capacity: 181 kg

– Road Homologation*

* Homologation type may vary by country.
Please refer to your dealer.

OPERATOR COMFORT

The car-style dashboard, foot pedal parking brake and ample storage capacity make the XUV560E a pleasure to drive.



FULLY ENCLOSED CVT TRANSMISSION

High engine and CVT air intake positions helps to keep water and debris out and prevent overheating.



GATOR XUV590M

IT. DOES. EVERYTHING.





QUALITY RIDE

Enjoy smooth, comfortable handling thanks to power steering, 4WD and fully independent suspension.

XUV590M

Petrol Engine
Displacement: 586 cc
Speed: 60 km/h
4-Wheel Drive
Fully Independent Suspension
Power Steering: Standard
Towing Capacity: 499 kg
Cargo Capacity: 181 kg

– Road Homologation*

* Homologation type may vary by country. Please refer to your dealer.

POWER TO SPARE

Even on a 20 % gradient, the 32 hp engine maintains its top speed of 60 km/h.



STURDY AND SAFE

The heavy-duty suspension, wheels and tyres are built for years of hard work.



HALF DOORS

These rugged poly half doors keep you safe without restricting your vision.



DIGITAL CLUSTER

See 18 functions at a glance – from speed and rpm to fuel, temp and diagnostics.

GATOR XUV590M S4

FOUR SEATS, FOUR SMILES





CARGO BOX & MORE CARRYING CAPACITY

The 181 kg dumping cargo box has 20 tie-down points, plus a one-handed tailgate latch for easy loading and offloading. For longer items such as pipes or ladders, just fold down the rear bench seat.



DIGITAL DASH

Read 18 functions at a glance on the brightly-lit digital display.

XUV590M S4

Petrol Engine
Displacement: 586 cc
Speed: 60 km/h
4-Wheel Drive
Fully Independent Suspension
Power Steering: Standard
Towing Capacity: 499 kg
Cargo Capacity: 181 kg

– Road Homologation*

* Homologation type may vary by country. Please refer to your dealer.



SUSPENSION

Drive with confidence thanks to power steering, true 4WD and fully-independent suspension.

GATOR XUV855M

POWER YOUR WAY
THROUGH EVEN THE BIGGEST JOBS





WORKS AS HARD AS YOU DO

With its rugged design and 635 kg total payload, the XUV855M earns its keep all year round.

XUV855M

Diesel Engine
Displacement: 854 cc
Speed: 40 km/h
4-Wheel Drive
Fully Independent Suspension
Power Steering: Standard
Towing Capacity: 680 kg
Cargo Capacity: 454 kg

– Road Homologation*

* Homologation type may vary by country.
Please refer to your dealer.

STOP AT NOTHING

Power through difficult terrain with confidence, thanks to true on-demand 4-wheel drive.



QUALITY TIME

Arrive with a smile! On-road performance is so good, you'll wish the journey was longer.

ROAD READY

All our XUVs are fully homologated and ready for use on public roads.



GATOR XUV855M S4

ROOM FOR FOUR PLUS PLENTY MORE





CONVERTIBLE REAR BENCH

The rear bench folds down in seconds when you need to carry long items or store your things.

XUV855M S4

Diesel Engine
Displacement: 854 cc
Speed: 51km/h
4-Wheel Drive
Fully Independent Suspension
Power Steering: Standard
Towing Capacity: 680 kg
Cargo Capacity: 454 kg

– Road Homologation*

* Homologation type may vary by country.
Please refer to your dealer.

FULL-SIZE CARGO BOX

The S4 version seats four, yet has the same size cargo box as our 2-seater XUV855M.



PLENTY OF SPACE FOR FOUR

Four seats. True, on demand 4-wheel drive and fully independent suspension for a smooth, comfortable ride.

A RIDE TO REMEMBER

With a powerful diesel engine, hydraulic disc brakes and power steering, this 4-seater is surprisingly nimble and quick.



GATOR XUV835M

GATOR XUV865M

THE ULTIMATE IN
COMFORT AND PERFORMANCE



NO COMPROMISES

These top-of-the-line Gators tick all the boxes in terms of power, capacity and car-style comfort. If you want the best, look no further.



GO HIGHER

With true on-demand 4WD and even more ground clearance, both models go where others can't when conditions are tricky.



TAKE IT AWAY

Heavy or bulky loads? No problem – these models have ample towing and cargo capacity, plus roadholding and brakes to match.





RIDE IN STYLE

Whether it is a completely open operator station or a factory installed cab, the interior has been redesigned with comfort and ergonomics in mind.



OPEN OR CLOSED?

Choose either an open cab with nets, or the fully-enclosed cab with poly doors for maximum protection and minimum noise.





TAKE YOUR SPACE

The driver seat adjusts, and you can take 3 passengers comfortably when not on public roads.



MORE ROOM FOR STUFF

There is extra storage space under the passenger bench. To store things out of sight, just tip the passenger bench forward.



SNUG AND DRY

If you choose the fully enclosed cab it comes with a heater as standard – perfect when you work all year round.



CHOOSE YOUR FUEL

Both models offer car-style comfort and controls. Choose between a petrol powered XUV835M or the Diesel powered XUV865M.



EASY ACCESS

Narrow gateways? Despite the spacious new cab, these Gators are astonishingly compact, and have the all-round visibility you need in tight spaces.



DUMP AND GO

With an optional Power Lift, your Gator doubles as a dump truck.

WIRED FOR ACTION

The cab comes with all cables pre-installed, so hooking up a winch is really easy.



XUV835M

Petrol Engine
Displacement: 812 cc
Speed: 60 km/h
4-Wheel Drive
Fully Independent Suspension
Power Steering: Standard
Towing Capacity: 907 kg
Cargo Capacity: 454 kg

- optional heating and air conditioning
- Road Homologation*

* Homologation type may vary by country.
Please refer to your dealer.

XUV865M

Diesel Engine
Displacement: 854 cc
Speed: 50 km/h
4-Wheel Drive
Fully Independent Suspension
Power Steering: Standard
Towing Capacity: 907 kg
Cargo Capacity: 454 kg

- optional heating and air conditioning
- Road Homologation*

* Homologation type may vary by country.
Please refer to your dealer.

GATOR ATTACHMENTS



T-SERIES



CARGO BOX

1 Cargo Box Divider

The Deluxe cargo box can be equipped with optional dividers, that can be positioned at the front or rear and released quickly without any tools.

2 Cargo Box Power Lift

Easily lower and raise the cargo box from the seat with the dash mounted switch. Electro-mechanically activated, rated for full box capacity.

3 Cargo Box Side Extension

Cargo Box Side Extensions let you haul twice the amount of light materials like clippings and mulch. Tailgate pivots at the top (similar to a dump truck) for ease of unloading loose material (TX, TX-Turf, TE, TH).

4 Cargo Box Tool Rack

The side tool rack enables you to maximise the use of the cargo box by carrying long-handled tools. The holders are adjustable, allowing you to carry a wide array of items in the racks.

5 Cargo Box Fender Guard

Easily-installed heavy-duty guard protects cargo box and won't interfere with dumping operation – with either gas-assisted dumping or power lift option (TX 4x2, TE 4x2).

ROAD HOMOLOGATION

Public Roads

The use of Gators on public roads is subject to approval by national authorities. Please ask your dealer for details of our lighting kits, mirrors and other essentials.



LIGHTING

6 Brake and Tail Light Kit

Make your Gator more visible in all conditions by adding the brake and tail light kit.

BUMPER

7 Front bumper

Strong, front mounted, newly designed bumper with brush guard creates a modern and aggressive appearance for all Gator T-Series models.

8 Heavy Duty Brush Guard

Composed of strong tubular steel, the heavy-duty bumper and brushguard protect the unit from front impacts – and adds increased protection to the grille and headlights.

9 Front Fender Guard

Durable tubing provides additional protection for the front grille, lights and fenders.

10 Rear Bumper

The rear bumper offers stylish, heavy duty rear protection to the vehicle.

DRAWBAR

11 Drawbar Hitch

Can be mounted in the standard rear receiver hitch or the optional front receiver hitch for towing trailers.

OPERATOR'S STATION

12 Windscreen

Easy to attach, height-adjustable tinted acrylic windscreen to protect the operator from dust and wind.

13 Floor Mat


Washable mat protects the floor and minimises dust, debris and noise in the operator station.

14 Seats

Ride in style and comfort with our high back or bucket seats. The choice is yours!

Safety

Your safety is our top priority. That's why every Gator model has comfortable car-style 3-point seat belts as standard.



FRONT RACK

15 Front Hood Rack

This generously sized rack will haul up to a 45 kg payload. Tilts forward, in conjunction with the brush guard, for full access to under-hood storage and service points.

ROPS

16 T-Series ROPS

Add a spacious ROPS (Roll Over Protection Structure) – certified to your GATOR T-Series UV for year-round protection. Optional front windshield, glass doors and glass rear window available.

BLADES

17 72 Front Blade (1.83 m)

- Snow removal / light material blading
- 3-position manual angling
- Electro-hydraulic lift system
- Quick attach system
- Two adjustable skid shoes
- Replaceable cutting edge

72 V-Front Blade (1.83 m)

- Snow removal / light material blading
- 3-position manual angling
- Electro-hydraulic lift system
- Quick attach system
- Two adjustable skid shoes
- Replaceable cutting edge

TYRES

18 Turf

- Gentle to the turf
- Very good traction on damp surfaces
- High level of comfort
- Low wear on hard surfaces

19 Cayman AT (All Terrain)

- Universal all-round tyres for on and off-road use
- Good traction off-road
- Low ground pressure

20 Cayman XT (Extreme Terrain)

- Outstanding traction off-road
- Puncture resistant
- Can also be used on-road

XUV560E & XUV590M



CARGO BOX

1 Cargo Box Power Lift

Easily lower and raise the cargo box from the seat with the dash mounted switch. Electro-mechanically activated, rated for full box capacity.

2 Cargo Box Side Extensions

Extend your cargo space with these Quick-Clamp extensions.

Cargo Box Fender Guard

The cargo box fender guard offers enhanced styling in addition to heavy duty protection to the side of the cargo box.

LIGHTING

LED Work Lights

Additional LED work light kits available.

3 Hella Performance Spotlights

Two 55 watt lights mounted on the heavy duty brush guard to increase the illuminated area (standard for MY18).

SPEED CONTROL

4 Digital Dashboard

All the information you need easy to read in all light conditions (XUV560E and XUV590M).



FRAME / BUMPER

5 Heavy Duty Brush Guard

Strong bumper-mounted heavy duty brush guard provide aggressive appearance.

6 Fender Guards

Heavy duty fender guards not only prevent damage from side impact but also create a modern and aggressive appearance.

7 Deflector Plate

The polyethylene skid plate slides over obstacles easily while protecting your frame and power train from dirt, debris and damage.

8 Rear Bumper

Protects cargo box and tailgate.

OPERATOR'S STATION

9 Hard Plastic Door

These doors are ideal for all season weather protection. Not for road homologation.

10 Roof & Rear Screen

Add more protection from the elements, rear screen includes headrest.

11 Rear Screen

Add more protection from the elements with a hard plastic screen.



12 Sport Steering Wheel

Color accents and a comfortable feel make this a must-have!

13 Nets

The nets offer increased safety and protection (standard on XUV560E and XUV590M S4).

14 Half Poly Doors

These half doors are standard on XUV590M (2-Seater).

Seats

Ride in style and comfort with our high back or bucket seats. The choice is yours!

Safety

Your safety is our top priority. That's why every Gator has comfortable car-style 3-point seat belts as standard.

15 High-Back Bucket Seats

16 Windscreens

Half, full (shown), and full glass.


STORAGE AND RACKS

17 Front Hood Rack

Generously sized rack (122 cm long, 34 cm wide by 9 cm deep) will carry up to 45 kg of gear.

18 Winch

- For loads up to 1587 kg
- Designed for moving logs, pulling out bushes with control or tension fences
- Increased efficiency and improved load distribution due to quiet, three-stage planetary gear design
- Mounts front and rear



BLADES

19 66 Front Blade (1.68 m)

- Snow removal / light material blading
- 5-position manual angling
- Winch operated (requires additional attachments)
- Two adjustable skid shoes
- Replaceable cutting edge

TYRES

20 Terra-Hawk AT (All Terrain)

- Universal all-round tyres for on and off-road use
- Good traction off-road
- Low ground pressure

21 Ancla M-T (Extreme Terrain)

- Aggressive off-road tread pattern
- Superior traction in mud, without sacrificing ride comfort
- 4-ply rating for excellent puncture resistance

22 Maxxis Big Horn 2.0 Radials

- Radial tyre construction provides better shock absorption
- Alloy rims for maximum performance and look
- Non-directional tread pattern provides predictable cornering and claws up roots and rocks
- 6-ply rating for maximum puncture resistance and lifetime

XUV835M, XUV855M, XUV865M & HPX815E



AG MANAGEMENT SOLUTION

AMS Integration kit

Mount a StarFire receiver and GS display (both sold separately) for even higher productivity.

BLADES

1 72 Front Blade (1.83 m)

2 72 V-Front Blade (1.83 m)

- Snow removal / light material blading
- 3-position manual angling
- Electro-hydraulic lift system
- Quick attach system
- Two adjustable skid shoes
- Replaceable cutting edge (XUV855M, HPX815E)

3 72 Hydraulic Operated Straight Blade (1.83 m)

- Snow removal / light material blading
- Hydraulic angling
- Full-trip moldboard for plow protection (XUV835M, XUV865M)

CARGO BOX

4 Cargo Box Side Extension

Haul twice the amount of clippings or mulch with these durable extensions. The tailgate pivots at the top for easier dumping. (XUV835M, XUV855M, XUV855M S4) Mesh style side extensions available for HPX815E.

5 Cargo Box Divider

Make the most of your Deluxe cargo box with these quick-release dividers. No tools required.



6 Cargo Box Tool Rack

Save valuable cargo space by attaching long tools to this adjustable rack.

7 Cargo Box Powerlift

Easily lower and raise the cargo box from the seat with the dash mounted switch. Electro-mechanically activated, rated for full box capacity (Standard on the XUV835M and XUV865M).

HORN

8 Horn Kit

Includes horn, mounting brackets, wire harness and switch.

LIGHTING

9 LED Driving Lights

State-of-the-art driving lights for safer operation all year round.

10 LED Work Lights

Bolt these lights to the front of your cab frame for clear, consistent lighting.

11 Beacon Light

High-visibility rotary light with rugged amber lenses and an overhead-mounted on/off rocker switch.

GUARDS

Cargo Box Fender Guard

The cargo box fender guard offers enhanced styling in addition to heavy duty protection to the side of the cargo box.

12 + 13 Heavy-Duty Brush Guard

Strong bumper-mounted heavy duty brush guard provides a modern and aggressive appearance. Pictures display the extended version with additional side extensions (not included as standard).



HITCHES

14 Rear Bumper

The rear bumper offers stylish, heavy duty rear protection to the vehicle.

15 Rear Fender Guard

Heavy duty fender guards not only prevent damage from side impact but also create a modern and aggressive appearance.

16 Rear Metal Screen

This durable screen protects your cab's rear window without impairing visibility.

17 Draw Bar / Ball Hitches

Can be mounted in the standard rear receiver hitch or the optional front receiver hitch for towing trailers.

OPERATOR'S STATION

18 Poly Doors for Deluxe Cab

Comes equipped with manual roll down window and numerous storage compartments.

19 Floor Mat

Washable mat protects the floor and minimises dust, debris and noise in the operator station.



20 Deluxe Cab Frame

Certified to the Society of Automotive Engineers (SAE) requirements to provide roll-over protection. Includes 3-point seat belts and can be enhanced to a full comfort cab.

21 Cab Heater

Stay warm all year-round. High-output two-speed heater also defrosts windshield. Requires appropriate Heater Fitting Kit (XUV855M only).

22 Rear Mirror

Add car-standard visibility to your Gator with this rugged foldable rear mirror.

Tablet Mount & Cell Phone Holder

This rugged dash-mounted holder keeps devices safe when the going gets rough.

Radio Kit

Contains everything you need for fast, easy installation. Radio not included.

Seats

Ride in style and comfort with our high back or bucket seats. The choice is yours!

Safety

Your safety is our top priority. That's why every Gator Utility Vehicle has comfortable car-style 3-point seat belts as standard.

23 Sport Seat

Available for XUV835M, XUV855M and XUV865M.

24 High-Back Bucket Seats

25 Bench Seat



WINDSHIELD

26 Washer and Wiper Kit

For car-style safety in wet or muddy conditions.

FRONT RACK

27 Front Hood Rack

Expand the work capabilities of your Gator Utility Vehicle with the addition of the front bonnet rack. The rack easily mounts to the required front brush guard. Next to the rack the picture shows the brush guard, brush guard extensions and front fender guards.

WINCH

28 + 29 Winch

- For loads up to HPX815E: 1587 kg (3500 lbs), XUV835M and XUV865M: up to 2041 kg (4500 lbs) and XUV855M: up to 1587 kg (3500 lbs)
- Designed for moving logs, pulling out bushes with control or tension fences
- Increased efficiency and improved load distribution due to quiet, three-stage planetary gear design
- Mounts front and rear

Wireless Winch Remote

For instant, push-button winch control from inside or outside the vehicle. (for the new XUV835M and XUV865M)



TYRES

30 Turf

- Gentle to the turf
- Very good traction on damp surfaces
- High level of comfort
- Low wear on hard surfaces (Fits HPX815E)

31 Terra-Hawk AT (All Terrain)

- Universal all-round tyres for on and off-road use
- Good traction off-road
- Low ground pressure (Fits XUV835M, XUV855M, XUV865M, not compatible with XUV855M S4)

32 NEW steel rims for Maxxis tyres

- Larger 14" diameter improves ride and performance
- Bigger holes for easier cleaning (Fits XUV835M, XUV855M, XUV865M)

33 Maxxis Big Horn 2.0 Radials

- Radial tyre construction provides better shock absorption
- Alloy rims for maximum performance and look
- Non-directional tread pattern provides predictable cornering and claws up roots and rocks
- 6-ply rating for maximum puncture resistance and lifetime (Fits XUV835M, XUV855M, XUV855M S4, XUV865M)

34 Ancla M-T (Extreme Terrain)

- Aggressive off-road tread pattern
- Superior traction in mud, without sacrificing ride comfort
- 4-ply rating for excellent puncture resistance (Fits XUV835M, XUV855M, XUV855M S4, XUV865M)

35 HPAP (High Performance All Purpose)

- Optimal traction
- Minimal impact on terrain (Fits HPX815E)

36 HPAT (High Performance All Terrain)

- Aggressive off-road tread pattern for extra traction (Fits HPX815E)

ATTACHMENTS

FIND WHAT YOU'RE LOOKING FOR HERE

	TS	TX	TX Turf	TE	TH	HPX 815E	XUV 560E	XUV 590M	XUV 590M S4	XUV 855M	XUV 855M S4	XUV 835M	XUV 865M
CABS / CANOPIES / OPS													
Deluxe Canopy (Includes Roof)	<input type="checkbox"/>	<input type="checkbox"/>	<input type="checkbox"/>	<input type="checkbox"/>	<input type="checkbox"/>	<input checked="" type="checkbox"/>				<input checked="" type="checkbox"/>		<input checked="" type="checkbox"/>	<input checked="" type="checkbox"/>
Standard OPS (Operator Protective Structure)							<input checked="" type="checkbox"/>	<input checked="" type="checkbox"/>	<input checked="" type="checkbox"/>		<input checked="" type="checkbox"/>		
Nets						<input checked="" type="checkbox"/>	<input checked="" type="checkbox"/>		<input checked="" type="checkbox"/>	<input checked="" type="checkbox"/>	<input checked="" type="checkbox"/>	<input checked="" type="checkbox"/>	<input checked="" type="checkbox"/>
Standard OPS Poly Roof							<input type="checkbox"/>	<input type="checkbox"/>	<input type="checkbox"/>		<input type="checkbox"/>		
Standard OPS Soft Roof							<input type="checkbox"/>	<input type="checkbox"/>					
Front Windshield / Windscreen	<input type="checkbox"/>	<input type="checkbox"/>	<input type="checkbox"/>	<input type="checkbox"/>	<input type="checkbox"/>	<input type="checkbox"/>	<input type="checkbox"/>	<input type="checkbox"/>	<input type="checkbox"/>	<input type="checkbox"/>	<input type="checkbox"/>	<input checked="" type="checkbox"/>	<input checked="" type="checkbox"/>
Standard OPS Half Windshield							<input type="checkbox"/>	<input type="checkbox"/>	<input type="checkbox"/>				
Rear Window / Screen Panel	<input type="checkbox"/>	<input type="checkbox"/>	<input type="checkbox"/>	<input type="checkbox"/>	<input type="checkbox"/>	<input type="checkbox"/>	<input type="checkbox"/>	<input type="checkbox"/>	<input type="checkbox"/>	<input type="checkbox"/>		<input checked="" type="checkbox"/>	<input checked="" type="checkbox"/>
Exterior Mirrors	<input type="checkbox"/>	<input type="checkbox"/>	<input type="checkbox"/>	<input type="checkbox"/>	<input type="checkbox"/>	<input checked="" type="checkbox"/>	<input checked="" type="checkbox"/>	<input checked="" type="checkbox"/>	<input checked="" type="checkbox"/>	<input checked="" type="checkbox"/>	<input checked="" type="checkbox"/>	<input checked="" type="checkbox"/>	<input checked="" type="checkbox"/>
Windshield with Wiper Kit	<input type="checkbox"/>	<input type="checkbox"/>	<input type="checkbox"/>	<input type="checkbox"/>	<input type="checkbox"/>	<input type="checkbox"/>	<input type="checkbox"/>	<input type="checkbox"/>	<input type="checkbox"/>			<input checked="" type="checkbox"/>	<input checked="" type="checkbox"/>
Windshield Washer Kit	<input type="checkbox"/>	<input type="checkbox"/>	<input type="checkbox"/>	<input type="checkbox"/>	<input type="checkbox"/>	<input type="checkbox"/>	<input type="checkbox"/>	<input type="checkbox"/>	<input type="checkbox"/>	<input type="checkbox"/>		<input checked="" type="checkbox"/>	<input checked="" type="checkbox"/>
Heater Kit					<input type="checkbox"/>	<input type="checkbox"/>		<input type="checkbox"/>	<input type="checkbox"/>	<input type="checkbox"/>	<input type="checkbox"/>	<input type="checkbox"/>	<input type="checkbox"/>
Visor	<input type="checkbox"/>	<input type="checkbox"/>	<input type="checkbox"/>	<input type="checkbox"/>	<input type="checkbox"/>	<input type="checkbox"/>				<input type="checkbox"/>		<input type="checkbox"/>	<input type="checkbox"/>
Interior Light	<input type="checkbox"/>	<input type="checkbox"/>	<input type="checkbox"/>	<input type="checkbox"/>	<input type="checkbox"/>	<input type="checkbox"/>				<input type="checkbox"/>		<input type="checkbox"/>	<input type="checkbox"/>
Rear Screen						<input type="checkbox"/>	<input type="checkbox"/>	<input type="checkbox"/>	<input type="checkbox"/>	<input type="checkbox"/>		<input type="checkbox"/>	<input type="checkbox"/>
DOORS													
Half Doors								<input checked="" type="checkbox"/>			<input type="checkbox"/>		
Full Glass	<input type="checkbox"/>	<input type="checkbox"/>	<input type="checkbox"/>	<input type="checkbox"/>	<input type="checkbox"/>	<input type="checkbox"/>				<input type="checkbox"/>			
Poly Cab Doors							<input type="checkbox"/>	<input type="checkbox"/>			<input type="checkbox"/>		
Deluxe Poly Doors						<input type="checkbox"/>				<input type="checkbox"/>		<input type="checkbox"/>	<input type="checkbox"/>
Canvas Doors								<input type="checkbox"/>					
SEATS													
High-Back Bucket Seats	<input checked="" type="checkbox"/>	<input checked="" type="checkbox"/>	<input checked="" type="checkbox"/>	<input checked="" type="checkbox"/>	<input checked="" type="checkbox"/>	<input checked="" type="checkbox"/>	<input checked="" type="checkbox"/>	<input checked="" type="checkbox"/>	<input checked="" type="checkbox"/>	<input checked="" type="checkbox"/>	<input checked="" type="checkbox"/>	<input checked="" type="checkbox"/>	<input checked="" type="checkbox"/>
Bench Seat										<input type="checkbox"/>		<input type="checkbox"/>	<input type="checkbox"/>
Sport Seat										<input type="checkbox"/>		<input type="checkbox"/>	<input type="checkbox"/>
Adjustable Driver Seat	<input type="checkbox"/>	<input type="checkbox"/>	<input type="checkbox"/>	<input type="checkbox"/>	<input type="checkbox"/>	<input checked="" type="checkbox"/>	<input checked="" type="checkbox"/>	<input checked="" type="checkbox"/>	<input checked="" type="checkbox"/>	<input checked="" type="checkbox"/>	<input checked="" type="checkbox"/>	<input checked="" type="checkbox"/>	<input checked="" type="checkbox"/>
HOMOLOGATION													
Road Homologation*	<input type="checkbox"/>	<input type="checkbox"/>	<input type="checkbox"/>	<input type="checkbox"/>	<input type="checkbox"/>	<input checked="" type="checkbox"/>	<input checked="" type="checkbox"/>	<input checked="" type="checkbox"/>	<input checked="" type="checkbox"/>	<input checked="" type="checkbox"/>	<input checked="" type="checkbox"/>	<input checked="" type="checkbox"/>	<input checked="" type="checkbox"/>
PROTECTION													
Front Bumper	<input type="checkbox"/>	<input type="checkbox"/>	<input type="checkbox"/>	<input type="checkbox"/>		<input checked="" type="checkbox"/>	<input checked="" type="checkbox"/>	<input checked="" type="checkbox"/>	<input checked="" type="checkbox"/>	<input checked="" type="checkbox"/>	<input checked="" type="checkbox"/>	<input checked="" type="checkbox"/>	<input checked="" type="checkbox"/>
Brush Guard	<input type="checkbox"/>	<input type="checkbox"/>	<input type="checkbox"/>	<input type="checkbox"/>		<input type="checkbox"/>	<input type="checkbox"/>	<input type="checkbox"/>	<input type="checkbox"/>	<input type="checkbox"/>	<input type="checkbox"/>	<input type="checkbox"/>	<input type="checkbox"/>
Fender Guard	<input type="checkbox"/>	<input type="checkbox"/>	<input type="checkbox"/>	<input type="checkbox"/>		<input type="checkbox"/>	<input type="checkbox"/>	<input type="checkbox"/>	<input type="checkbox"/>	<input type="checkbox"/>	<input type="checkbox"/>	<input type="checkbox"/>	<input type="checkbox"/>
CV Guards (Front and Rear)						<input type="checkbox"/>	<input type="checkbox"/>	<input type="checkbox"/>	<input type="checkbox"/>	<input type="checkbox"/>	<input type="checkbox"/>	<input type="checkbox"/>	<input type="checkbox"/>
Deflector Plate							<input type="checkbox"/>	<input type="checkbox"/>					
Rear Bumper		<input type="checkbox"/>	<input type="checkbox"/>	<input type="checkbox"/>	<input type="checkbox"/>		<input checked="" type="checkbox"/>	<input checked="" type="checkbox"/>	<input checked="" type="checkbox"/>	<input checked="" type="checkbox"/>	<input checked="" type="checkbox"/>	<input type="checkbox"/>	<input type="checkbox"/>
Brake and Taillight Protector		<input type="checkbox"/>	<input type="checkbox"/>	<input type="checkbox"/>	<input type="checkbox"/>					<input type="checkbox"/>	<input type="checkbox"/>	<input type="checkbox"/>	<input type="checkbox"/>
Floor Mat	<input type="checkbox"/>	<input type="checkbox"/>	<input type="checkbox"/>	<input type="checkbox"/>	<input type="checkbox"/>	<input type="checkbox"/>	<input type="checkbox"/>	<input type="checkbox"/>	<input type="checkbox"/>	<input type="checkbox"/>	<input type="checkbox"/>	<input type="checkbox"/>	<input type="checkbox"/>
Front Hood Rack	<input type="checkbox"/>	<input type="checkbox"/>	<input type="checkbox"/>	<input type="checkbox"/>	<input type="checkbox"/>	<input type="checkbox"/>	<input type="checkbox"/>	<input type="checkbox"/>	<input type="checkbox"/>	<input type="checkbox"/>	<input type="checkbox"/>	<input type="checkbox"/>	<input type="checkbox"/>
HD Front Suspension	<input type="checkbox"/>	<input type="checkbox"/>	<input type="checkbox"/>	<input type="checkbox"/>	<input type="checkbox"/>	<input type="checkbox"/>				<input checked="" type="checkbox"/>	<input checked="" type="checkbox"/>	<input checked="" type="checkbox"/>	<input checked="" type="checkbox"/>

	TS	TX	TX Turf	TE	TH	HPX 815E	XUV 560E	XUV 590M	XUV 590M S4	XUV 855M	XUV 855M S4	XUV 835M	XUV 865M
LIGHTS													
Beacon Light	<input type="checkbox"/>	<input type="checkbox"/>	<input type="checkbox"/>	<input type="checkbox"/>	<input type="checkbox"/>	<input type="checkbox"/>	<input type="checkbox"/>	<input type="checkbox"/>	<input type="checkbox"/>	<input type="checkbox"/>		<input type="checkbox"/>	<input type="checkbox"/>
Work Lights Front (2)	<input type="checkbox"/>	<input type="checkbox"/>	<input type="checkbox"/>	<input type="checkbox"/>	<input type="checkbox"/>	<input type="checkbox"/>				<input type="checkbox"/>		<input type="checkbox"/>	<input type="checkbox"/>
Work Light Rear (1)	<input type="checkbox"/>	<input type="checkbox"/>	<input type="checkbox"/>	<input type="checkbox"/>	<input type="checkbox"/>	<input type="checkbox"/>				<input type="checkbox"/>		<input type="checkbox"/>	<input type="checkbox"/>
LED Worklights fit Roof/OPS, Front/Rear							<input type="checkbox"/>	<input type="checkbox"/>	<input type="checkbox"/>	<input type="checkbox"/>	<input type="checkbox"/>	<input type="checkbox"/>	<input type="checkbox"/>
Deluxe Light Kit	<input type="checkbox"/>	<input type="checkbox"/>	<input type="checkbox"/>	<input type="checkbox"/>	<input type="checkbox"/>	<input type="checkbox"/>	<input type="checkbox"/>	<input type="checkbox"/>	<input type="checkbox"/>	<input type="checkbox"/>	<input type="checkbox"/>	<input type="checkbox"/>	<input type="checkbox"/>
Brake / Tail Light Kit	<input type="checkbox"/>	<input type="checkbox"/>	<input type="checkbox"/>	<input type="checkbox"/>	<input type="checkbox"/>	<input type="checkbox"/>	<input checked="" type="checkbox"/>	<input checked="" type="checkbox"/>	<input checked="" type="checkbox"/>	<input checked="" type="checkbox"/>	<input checked="" type="checkbox"/>	<input checked="" type="checkbox"/>	<input checked="" type="checkbox"/>
Hella Performance Spotlights						<input type="checkbox"/>	<input type="checkbox"/>	<input type="checkbox"/>	<input type="checkbox"/>	<input type="checkbox"/>	<input type="checkbox"/>	<input type="checkbox"/>	<input type="checkbox"/>
Standard OPS Switch Bank							<input type="checkbox"/>	<input type="checkbox"/>	<input type="checkbox"/>		<input type="checkbox"/>		
CARGO BOX													
Cargo Box Lift Manual	<input checked="" type="checkbox"/>	<input checked="" type="checkbox"/>	<input checked="" type="checkbox"/>	<input checked="" type="checkbox"/>	<input checked="" type="checkbox"/>	<input checked="" type="checkbox"/>	<input checked="" type="checkbox"/>	<input checked="" type="checkbox"/>	<input checked="" type="checkbox"/>	<input checked="" type="checkbox"/>	<input checked="" type="checkbox"/>	<input checked="" type="checkbox"/>	<input checked="" type="checkbox"/>
Cargo Box Power Lift	<input type="checkbox"/>	<input type="checkbox"/>	<input type="checkbox"/>	<input type="checkbox"/>	<input type="checkbox"/>	<input type="checkbox"/>	<input type="checkbox"/>	<input type="checkbox"/>	<input type="checkbox"/>	<input type="checkbox"/>	<input type="checkbox"/>	<input type="checkbox"/>	<input type="checkbox"/>
Cargo Box Side Wall Extension		<input type="checkbox"/>	<input type="checkbox"/>	<input type="checkbox"/>	<input type="checkbox"/>		<input type="checkbox"/>	<input type="checkbox"/>	<input type="checkbox"/>	<input type="checkbox"/>	<input type="checkbox"/>	<input type="checkbox"/>	<input type="checkbox"/>
Cargo Box Divider Kit		<input type="checkbox"/>	<input type="checkbox"/>	<input type="checkbox"/>	<input type="checkbox"/>					<input type="checkbox"/>	<input type="checkbox"/>	<input type="checkbox"/>	<input type="checkbox"/>
Cargo Box Tool Rack		<input type="checkbox"/>	<input type="checkbox"/>	<input type="checkbox"/>	<input type="checkbox"/>					<input type="checkbox"/>	<input type="checkbox"/>	<input type="checkbox"/>	<input type="checkbox"/>
Cargo Box Fender Guard		<input type="checkbox"/>	<input type="checkbox"/>	<input type="checkbox"/>			<input type="checkbox"/>	<input type="checkbox"/>	<input type="checkbox"/>	<input type="checkbox"/>	<input type="checkbox"/>	<input type="checkbox"/>	<input type="checkbox"/>
Cargo Box Bedliner	<input type="checkbox"/>					<input type="checkbox"/>							
Cargo Box Rails							<input type="checkbox"/>	<input type="checkbox"/>	<input type="checkbox"/>				
Cargo Box Spray in Bedliner		<input checked="" type="checkbox"/>	<input checked="" type="checkbox"/>	<input checked="" type="checkbox"/>	<input checked="" type="checkbox"/>		<input checked="" type="checkbox"/>	<input checked="" type="checkbox"/>	<input checked="" type="checkbox"/>	<input checked="" type="checkbox"/>	<input checked="" type="checkbox"/>	<input checked="" type="checkbox"/>	<input checked="" type="checkbox"/>
Cargo Box Mat		<input type="checkbox"/>	<input type="checkbox"/>	<input type="checkbox"/>	<input type="checkbox"/>		<input type="checkbox"/>	<input type="checkbox"/>		<input type="checkbox"/>	<input type="checkbox"/>	<input type="checkbox"/>	<input type="checkbox"/>
Cargo Box Rubber Mat	<input type="checkbox"/>					<input type="checkbox"/>							
Cargo Box Side Storage Box	<input type="checkbox"/>	<input type="checkbox"/>	<input type="checkbox"/>			<input type="checkbox"/>							
HITCH													
Rear Hitch	<input type="checkbox"/>	<input type="checkbox"/>	<input type="checkbox"/>	<input type="checkbox"/>	<input type="checkbox"/>	<input type="checkbox"/>	<input type="checkbox"/>	<input type="checkbox"/>	<input type="checkbox"/>	<input type="checkbox"/>	<input type="checkbox"/>	<input type="checkbox"/>	<input type="checkbox"/>
Ball Hitch	<input type="checkbox"/>	<input type="checkbox"/>	<input type="checkbox"/>	<input type="checkbox"/>	<input type="checkbox"/>	<input type="checkbox"/>	<input type="checkbox"/>	<input type="checkbox"/>	<input type="checkbox"/>	<input type="checkbox"/>	<input type="checkbox"/>	<input type="checkbox"/>	<input type="checkbox"/>
Rear Receiver	<input type="checkbox"/>	<input type="checkbox"/>	<input type="checkbox"/>	<input type="checkbox"/>	<input type="checkbox"/>	<input type="checkbox"/>	<input checked="" type="checkbox"/>	<input checked="" type="checkbox"/>	<input checked="" type="checkbox"/>	<input checked="" type="checkbox"/>	<input checked="" type="checkbox"/>	<input checked="" type="checkbox"/>	<input checked="" type="checkbox"/>
Drawbar	<input type="checkbox"/>	<input type="checkbox"/>	<input type="checkbox"/>	<input type="checkbox"/>	<input type="checkbox"/>	<input type="checkbox"/>	<input type="checkbox"/>	<input type="checkbox"/>	<input type="checkbox"/>	<input type="checkbox"/>	<input type="checkbox"/>	<input type="checkbox"/>	<input type="checkbox"/>
Front Receiver	<input type="checkbox"/>	<input type="checkbox"/>		<input type="checkbox"/>		<input checked="" type="checkbox"/>	<input checked="" type="checkbox"/>	<input checked="" type="checkbox"/>	<input checked="" type="checkbox"/>	<input checked="" type="checkbox"/>	<input checked="" type="checkbox"/>	<input checked="" type="checkbox"/>	<input checked="" type="checkbox"/>
BLADES													
66 Blade (1.68 m)							<input type="checkbox"/>	<input type="checkbox"/>	<input type="checkbox"/>				
72 Blade (1.83 m)	<input type="checkbox"/>	<input type="checkbox"/>	<input type="checkbox"/>	<input type="checkbox"/>	<input type="checkbox"/>	<input type="checkbox"/>				<input type="checkbox"/>	<input type="checkbox"/>		
72 V-Blade (1.83 m)	<input type="checkbox"/>	<input type="checkbox"/>	<input type="checkbox"/>	<input type="checkbox"/>	<input type="checkbox"/>	<input type="checkbox"/>				<input type="checkbox"/>	<input type="checkbox"/>		
72 Hydraulic Blade (1.83 m)												<input type="checkbox"/>	<input type="checkbox"/>
TYRES													
Turf	<input type="checkbox"/>	<input type="checkbox"/>	<input type="checkbox"/>	<input type="checkbox"/>	<input type="checkbox"/>	<input type="checkbox"/>							
Cayman AT (All Terrain)	<input type="checkbox"/>	<input type="checkbox"/>			<input type="checkbox"/>								
Cayman KT (Knobby)	<input type="checkbox"/>				<input type="checkbox"/>								
Cayman XT (Extrem Terrain)		<input type="checkbox"/>											
HPAP (High Performance All Purpose)						<input type="checkbox"/>							
HPAT (Aggressive Tread)						<input type="checkbox"/>							
Terra-Hawk AT (All Terrain)							<input type="checkbox"/>	<input type="checkbox"/>	<input type="checkbox"/>	<input type="checkbox"/>		<input type="checkbox"/>	<input type="checkbox"/>
Ancla M-T (Extrem Terrain)							<input type="checkbox"/>	<input type="checkbox"/>	<input type="checkbox"/>	<input type="checkbox"/>	<input type="checkbox"/>	<input type="checkbox"/>	<input type="checkbox"/>
Maxxis Big Horn 2.0 Radials							<input type="checkbox"/>	<input type="checkbox"/>	<input type="checkbox"/>	<input type="checkbox"/>	<input type="checkbox"/>	<input type="checkbox"/>	<input type="checkbox"/>
Steel 14 rim Maxxis Big Horn Tyre										<input type="checkbox"/>	<input type="checkbox"/>	<input type="checkbox"/>	<input type="checkbox"/>
Camso Tracks										<input type="checkbox"/>	<input type="checkbox"/>	<input type="checkbox"/>	<input type="checkbox"/>
OTHER ACCESSORIES													
Winch	<input type="checkbox"/>	<input type="checkbox"/>	<input type="checkbox"/>	<input type="checkbox"/>	<input type="checkbox"/>	<input type="checkbox"/>	<input type="checkbox"/>	<input type="checkbox"/>	<input type="checkbox"/>	<input type="checkbox"/>	<input type="checkbox"/>	<input type="checkbox"/>	<input type="checkbox"/>
Back-Up Alarm	<input type="checkbox"/>	<input type="checkbox"/>	<input type="checkbox"/>	<input checked="" type="checkbox"/>	<input type="checkbox"/>	<input type="checkbox"/>	<input type="checkbox"/>	<input type="checkbox"/>	<input type="checkbox"/>	<input type="checkbox"/>	<input type="checkbox"/>	<input type="checkbox"/>	<input type="checkbox"/>
Bucket Holder		<input type="checkbox"/>	<input type="checkbox"/>	<input type="checkbox"/>	<input type="checkbox"/>		<input type="checkbox"/>	<input type="checkbox"/>	<input type="checkbox"/>	<input type="checkbox"/>	<input type="checkbox"/>	<input type="checkbox"/>	<input type="checkbox"/>
High Capacity Alternator Kit (55 Amp)	<input type="checkbox"/>	<input type="checkbox"/>			<input type="checkbox"/>		<input type="checkbox"/>	<input checked="" type="checkbox"/>	<input checked="" type="checkbox"/>	<input checked="" type="checkbox"/>	<input checked="" type="checkbox"/>	<input checked="" type="checkbox"/>	<input checked="" type="checkbox"/>
Horn Kit	<input type="checkbox"/>	<input type="checkbox"/>	<input type="checkbox"/>	<input type="checkbox"/>	<input type="checkbox"/>	<input checked="" type="checkbox"/>	<input checked="" type="checkbox"/>	<input checked="" type="checkbox"/>	<input checked="" type="checkbox"/>	<input checked="" type="checkbox"/>	<input checked="" type="checkbox"/>	<input checked="" type="checkbox"/>	<input checked="" type="checkbox"/>
Speedometer							<input type="checkbox"/>						
Seat Cover	<input type="checkbox"/>	<input type="checkbox"/>	<input type="checkbox"/>	<input type="checkbox"/>	<input type="checkbox"/>	<input type="checkbox"/>	<input type="checkbox"/>	<input type="checkbox"/>	<input type="checkbox"/>				

☒ Standard
 ☐ Optional
 *Homologation type may vary by country. Please refer to your dealer.

SPECIFICATIONS



	TS	TX/TX TURF	TE	
	T-SERIES / WORK SERIES			
ENGINE				
Type	401cc, 1-Cylinder, 4-Cycle Petrol	675cc / 401cc, 2-Cylinder / 1-Cylinder, 4-Cycle Petrol	48 VDC Separately Exited, Electric	
Power kW (hp) at min ⁻¹	7.1 (9.7) at 3300 98 / 67 / EC	12.5 (16.8) at 3200 / 8 (10.9) at 3250 98 / 67 / EC	48 V with 8 Trojan T-145 Batteries	
Cooling System	Air	Air	NA	
Fuel Tank, ltr	18.9	18.9	NA	
POWER STEERING	NA	NA	NA	
4-WHEEL DRIVE	No	No	No	
DRIVE SYSTEM				
Type	CVT (Continuously Variable Transmission)	CVT (Continuously Variable Transmission)	NA	
Ground Speed, km/h*	0 – 32 Forward	0 – 32 Forward / 0 – 25 Forward	0 – 24 Forward	
Differential Lock	Standard, Hand-Operated	Standard, Hand-Operated		
Brakes	Wet Disc in Transaxle	All-Wheel Hydraulic Disc	Dual Rear Wheel Mechanical Drum	
Suspension, Front	Independent Spring-Over-Shock, Single A-Arm	Independent Spring-Over-Shock, Single A-Arm	Independent Spring-Over-Shock, Single A-Arm	
Suspension, Rear	Two High-Flotation Tyres, Low Pressure Tyres (Solid Axle)	Semi-Independent Coil-Over-Shock	Two High-Flotation Tyres, Low Pressure Tyres (Solid Axle)	
Suspension Travel, mm	127 Front	127 Front & 76 Rear	127 Front	
DIMENSIONS				
Dimensions (W × L × H), mm	1525 × 2746 × 1108	1525 × 2847 × 1108 / 1525 × 2847 × 1209	1525 × 2728 × 1130	
Weight (Including Fluids), kg	415	508 / 501	667 w / Batteries	
Towing Capacity, kg	408	454	273	
Payload Capacity, kg	408	454	409	
GROUND CLEARANCE	Under Transaxle: 152 Under Foot Platform: 250	Under Transaxle: 145 Under Foot Platform: 270	Under Foot Platform: 185	
DELUXE CARGO BOX				
Type / Material	16 Gauge Steel	Deluxe (Polypropylene Side Panels and Tailgate; Steel Floor and Load Guard)	Deluxe (Polypropylene Side Panels and Tailgate; Steel Floor and Load Guard)	
Dimensions (L × W × D), mm	1003 × 1245 × 229	1143 × 1320 × 305	1143 × 1320 × 305	
Volume, ltr	290	460	460	
Capacity, kg	227	272	227	
TYRES				
Front	22.5 × 10 – 8, 4 PR Cayman KT (Knobby) 22.5 × 10 – 8, 4 PR Cayman Turf 22.5 × 10 – 8, 4 PR Cayman AT (All Terrain)	22 × 9.5 – 10, 4 PR Cayman AT (All Terrain – Only Available on TX) 22 × 9.5 – 10, 4 PR Cayman Turf 22 × 9.5 – 10, 4 PR Cayman XT (Xtreme Terrain – Only Available on TX)	22 × 9.5 – 10, 4 PR Cayman Turf	
Rear	25 × 12 – 9, 4 PR Cayman KT (Knobby) 25 × 12 – 9, 4 PR Cayman Turf 25 × 13 – 9, 4 PR Cayman AT (All Terrain)	24 × 10.5 – 10, 4 PR Cayman AT (All Terrain – Only Available on TX) 24 × 12 – 10, 4 PR Cayman Turf 24 × 12 – 10, 4 PR Cayman XT (Xtreme Terrain – Only Available on TX)	24 × 12 – 10, 4 PR Cayman Turf	
Colours	Green & Yellow	Green & Yellow	Green & Yellow	
Seating Capacity	2	2	2	

* Homologation type and speed may vary by country. Please refer to your dealer.



TH 6X4

HPX815E

PROGATOR

WORK SERIES

TH 6X4	HPX815E	PROGATOR
WORK SERIES		
854 cc, 3-Cylinder, 4-Cycle, Diesel	854 cc, 3-Cylinder, 4-Cycle, Diesel	1115 cc, 3-Cylinder, Diesel
13.6 (18.5) at 3400 ECE-R24	13.6 (18.5) at 3400 ECE-R24	16.5 (22.1) at 3200
Liquid	Liquid	Liquid
18.9	20.1	30.3
NA	NA	Yes
Yes	Yes	Yes, Optional
CVT (Continuously Variable Transmission)	2-speed CVT (Continuously Variable Transmission)	5-speed Synchromesh with Five Forward Gears and One Reverse Gear
0 – 32 Forward	0 – 40 Forward	0 – 31 Forward
Standard, Hand-Operated	Auto-Locking (Front) / Positive Locking, Mechanically Actuated-Hand-Operated (Rear)	Standard, Hand-Operated
Wet Disc in Transaxle	Front / Rear Hydraulic Disc	Front / Rear Hydraulic Disc
Independent Spring-Over-Shock, Single A-Arm	Independent with McPherson Strut	Dual Leaf Springs and Shocks
Two High-Flotation Tyres, Low Pressure Tyres (Solid Axle)	Coil-Over-Shock	Dual Leaf Springs and Shocks
127 Front	131 Front & 90 Rear	–
1525 × 2754 × 1108	1506 × 2743 × 1867	1586 × 3285 × 1936
630	693	856 (Base Maschine, No Driver, No Passenger, No Loaded Attachment)
726	590	680
726	635	1535 (Payload Capacity for 4-Wheel Drive Version with Heavy Duty Suspension)
Under Transaxle: 165 Under Foot Platform: 216	Under Transaxle: 152 Under Foot Platform: 305	Under Transaxle: 168
Deluxe (Polypropylene Side Panels and Tailgate; Steel Floor and Load Guard)	Deluxe (Polypropylene Side Panels and Tailgate; Steel Floor and Load Guard)	Steel
1143 × 1320 × 305	1143 × 1320 × 305	1600 × 1283 × 267
460	320	550
508	454	907
22.5 × 10 – 8, 4 PR Cayman KT (Knobby) 22.5 × 10 – 8, 4 PR Cayman Turf 22.5 × 10 – 8, 4 PR Cayman AT (All Terrain)	24 × 9.5 – 10, 4 PR High Performance All Purpose (HPAP) 24 × 9.5 – 10, 4 PR High Performance All Terrain (HPAT) 24 × 9.5 – 10, 4 PR Turf	23 × 10.50 – 12, 4 PR Industrial Trax 23 × 10.50 – 12, 4 PR Smooth Tyres
25 × 12 – 9, 4 PR Cayman KT (Knobby) 25 × 12 – 9, 4 PR Cayman Turf 25 × 13 – 9, 4 PR Cayman AT (All Terrain)	24 × 10.5 – 10, 4 PR High Performance All Purpose (HPAP) 24 × 12 – 10, 4 PR High Performance All Terrain (HPAT) 24 × 12 – 10, 4 PR Turf	26 × 12.00 – 12, 4 PR MultiTrac C/S 26 × 14.00 – 12, 4 PR MultiTrac C/S 26 × 14.00 – 12, 4 PR Smooth Tyres 26 × 14.00 – 12, 4 PR Fairway Tyres
Green & Yellow	Green & Yellow	Green & Yellow
2	2	2



	XUV560E	XUV590M	XUV590M S4	
	XUV-SERIES / CROSS-OVER SERIES			
ENGINE				
Type	570 cc, 4 cycle gas, dynamically turned carb	586 cc, 4 cycle gas, electronic fuel injection (EFI)	586 cc, 4 cycle gas, electronic fuel injection (EFI)	
Power kW (hp) at min ⁻¹	12.1 (16) at 3600 97 / 68 / EC	23.9 (32) at 5600 97 / 68 / EC	23.9 (32) at 5600 97 / 68 / EC	
Cooling System	Air	Liquid	Liquid	
Fuel Tank, ltr	18.5	28	28	
POWER STEERING	No	Standard	Standard	
4-WHEEL DRIVE	Yes	Yes	Yes	
DRIVE SYSTEM				
Type	2-speed CVT (Continuously Variable Transmission) with Clutch Enclosure	2-speed CVT (Continuously Variable Transmission) with Clutch Enclosure	2-speed CVT (Continuously Variable Transmission) with Clutch Enclosure	
Ground Speed, km/h*	0 – 45 Forward	0 – 60 Forward	0 – 60 Forward	
Differential Lock	Limited Slip (Front) / Positive Locking, Mechanically Actuated – Hand-Operated (Rear)	Limited Slip (Front) / Positive Locking, Mechanically Actuated – Hand-Operated (Rear)	Limited Slip (Front) / Positive Locking, Mechanically Actuated – Hand-Operated (Rear)	
Brakes	Front/Rear Hydraulic Disc w/twin piston calipers and stainless steel rotors	Front/Rear Hydraulic Disc w/twin piston calipers and stainless steel rotors	Front/Rear Hydraulic Disc w/twin piston calipers and stainless steel rotors	
Suspension, Front	Independent; double A-arm w/ adjustable coil over shock	Independent; double A-arm w/ adjustable coil over shock	Independent; double A-arm w/ adjustable coil over shock	
Suspension, Rear	Independent; lower H-arm and upper camber link w/ adjustable coil cover shocks	Independent; lower H-arm and upper camber link w/ adjustable coil cover shocks	Independent; lower H-arm and upper camber link w/ adjustable coil cover shocks	
Suspension Travel, mm	203 Front & 203 Rear	203 Front & 203 Rear	203 Front & 203 Rear	
DIMENSIONS				
Dimensions (W × L × H), mm	1435 × 2921 × 1867	1435 × 2921 × 1867	1435 × 3658 × 1880	
Weight (Including Fluids), kg	576	644	746	
Towing Capacity, kg	499	499	499	
Payload Capacity, kg	363	363	544	
GROUND CLEARANCE	Under Transaxle: 267 Under Foot Platform: 267	Under Transaxle: 267 Under Foot Platform: 267	Under Transaxle: 236 Under Foot Platform: 236	
DELUXE CARGO BOX				
Type / Material	High-Density Polyethylene Copolymer Composite	High-Density Polyethylene Copolymer Composite	High-Density Polyethylene Copolymer Composite	
Dimensions (L × W × D), mm	820 × 1209 × 297	820 × 1209 × 297	820 × 1209 × 297	
Volume, ltr	250	250	250 (up to 370 with Convertible Cargo Rack)	
Capacity, kg	181	181	181	
TYRES				
Front	25 × 8 – 12 Ancla MT 26 × 8 – 14 Maxxis Big Horn 2.0, Radial 25 × 8 – 12 Terrahawk AT (All Terrain)	25 × 8 – 12 Ancla MT 26 × 8 – 14 Maxxis Big Horn 2.0, Radial 25 × 8 – 12 Terrahawk AT (All Terrain)	25 × 8 – 12 Ancla MT 26 × 8 – 14 Maxxis Big Horn 2.0, Radial 25 × 8 – 12 Terrahawk AT (All Terrain)	
Rear	25 × 10 – 12 Ancla MT 26 × 10 – 14 Maxxis Big Horn 2.0, Radial 25 × 10 – 12 Terrahawk AT (All Terrain)	25 × 10 – 12 Ancla MT 26 × 10 – 14 Maxxis Big Horn 2.0, Radial 25 × 10 – 12 Terrahawk AT (All Terrain)	25 × 10 – 12 Ancla MT 26 × 10 – 14 Maxxis Big Horn 2.0, Radial 25 × 10 – 12 Terrahawk AT (All Terrain)	
Colours	Green & Yellow	Green & Yellow	Green & Yellow	
Seating Capacity	2	2	4	

* Homologation type and speed may vary by country. Please refer to your dealer.

**XUV855M****XUV855M S4****XUV835M****XUV865M**

	854 cc, 3-Cylinder Diesel	854 cc, 3-Cylinder Diesel	812 cc, 4-cycle gas, Electronic Fuel Injection (EFI)	854 cc, 4-cycle diesel
	16.1 (21.9) at 3400 ECE-R24	16.1 (21.9) at 3400 ECE-R24	40.3* (54*) at 6000 J1349	17 (22.9) at 3400 ECE-R24
	Liquid	Liquid	Liquid	Liquid
	27.6	27.6	42.4	42.4
	Standard	Standard	Standard	Standard
	Yes	Yes	Yes	Yes
	2-speed CVT (Continuously Variable Transmission) with Enclosed Clutch & Engine Braking	2-speed CVT (Continuously Variable Transmission) with Enclosed Clutch & Engine Braking	2-speed CVT (Continuously Variable Transmission) with clutch enclosure, oil bath	2-speed CVT (Continuously Variable Transmission) with clutch enclosure, oil bath
	0 – 40* Forward	0 – 51* Forward	0 – 60 Forward	0 – 50 Forward
	Auto-Locking (Front) / Positive Locking, Mechanically Actuated – Hand-Operated (Rear)	Auto-Locking (Front) / Positive Locking, Mechanically Actuated – Hand-Operated (Rear)	Positive locking, mechanically actuated (hand-operated)	Positive locking, mechanically actuated (hand-operated)
	Front / Rear Hydraulic Disc	Front / Rear Hydraulic Disc	Front/rear hydraulic disc with twin piston front calipers	Front/rear hydraulic disc with twin piston front calipers
	Fully Independent Dual A-Arm with Adjustable Coils	Fully Independent Dual A-Arm with Adjustable Coils	Fully independent dual A-Arm with adjustable coils	Fully independent dual A-Arm with adjustable coils
	Fully Independent Dual A-Arm with Adjustable Coils & Sway Bar	Fully Independent Dual A-Arm with Adjustable Coils & Sway Bar	Fully independent dual A-Arm with adjustable coils and sway bar	Fully independent dual A-Arm with adjustable coils and sway bar
	203 Front & 229 Rear	203 Front & 229 Rear	200.7 Front & 231.14 Rear	200.7 Front & 231.14 Rear
	1571 × 3021 × 1903	1571 × 3911 × 1903	1618 × 3228 × 1981	1618 × 3228 × 1981
	788	946	942 (open station) 1003 (cab)	949 (open station) 1011 (cab)
	680	680	907	907
	635	635	680	680
	Under Transaxle: 267 Under Foot Platform: 311	Under Transaxle: 267 Under Foot Platform: 311	284	284
	Deluxe (Polypropylene Side Panels and Tailgate; Steel Floor and Load Guard)	Deluxe (Polypropylene Side Panels and Tailgate; Steel Floor and Load Guard)	Deluxe (Polypropylene Side Panels and Tailgate; Steel Floor and Load Guard)	Deluxe (Polypropylene Side Panels and Tailgate; Steel Floor and Load Guard)
	1143 × 1320 × 305	1143 × 1320 × 305	1143 × 1320 × 304.8	1143 × 1320 × 304.8
	460	460	460	460
	454	454	454	454
	26 × 9.00 – 12, 4 PR Ancla XT 25 × 9.00 – 12, 4 PR Terrahawk AT 27 × 9.00 – 14, 6 PR Big Horn Maxxis XT	27 × 9.00 – 14, 6 PR Big Horn Maxxis XT	26 × 9 – 12 Ancla M-T (Aggressive Terrain) 25 × 9 – 12 Terrahawk AT (All Terrain) 27 × 9 – R14 Maxxis Big Horn Radials (Extreme Terrain)	26 × 9 – 12 Ancla M-T (Aggressive Terrain) 25 × 9 – 12 Terrahawk AT (All Terrain) 27 × 9 – R14 Maxxis Big Horn Radials (Extreme Terrain)
	26 × 11.00 – 12, 4 PR Ancla XT 25 × 11.00 – 12, 4 PR Terrahawk AT 27 × 11.00 – 14, 6 PR Big Horn Maxxis XT	27 × 11.00 – 14, 6PR Big Horn Maxxis XT	26 × 11 – 12 Ancla M-T (aggressive terrain) 25 × 11 – 12 Terrahawk AT (all terrain) 27 × 11 – R14 Maxxis Big Horn Radials (Extreme Terrain)	26 × 11 – 12 Ancla M-T (aggressive terrain) 25 × 11 – 12 Terrahawk AT (all terrain) 27 × 11 – R14 Maxxis Big Horn Radials (Extreme Terrain)
	Green & Yellow	Olive & Black	Green & Yellow, Camouflage, Olive & Black	Green & Yellow, Camouflage, Olive & Black
	2	4	3 (offroad only, 2 seats onroad)	3 (offroad only, 2 seats onroad)

RIDE IN STYLE WITH JOHN DEERE MERCHANDISE

FROM STYLISH WORKWEAR AND PRACTICAL ACCESSORIES TO GIFTS AND TOYS, YOUR DEALER HAS A WIDE RANGE OF JOHN DEERE MERCHANDISE WAITING FOR YOU IN STORE. DROP BY SOON!



This literature has been compiled for worldwide circulation. While general information, pictures and descriptions are provided, some illustrations and text may include finance, credit, insurance, product options and accessories not available in all regions. Please contact your local dealer for details. John Deere reserves the right to change specification and design of products described in this literature without notice. The green and yellow colour scheme, the leaping deer logo and the JOHN DEERE word mark are trademarks of Deere & Company.